



Fort Hunter Liggett iSportsman Beginner's Guide

1

October 2024



This guide will help you through the process of:

- 1. Creating your iSportsman Account3
- 2. Safety Briefs4
- 3. Vetting5
- 4. Firearms Registration6
- 5. California Hunting/Fishing License7
- 6. Discounted Annual Hunting Permit8
- 7. Purchasing your Permit9-11
- 8. What Areas are Open?12-13
- 9. Making Reservations and Checking in/out14-17
- 10. Adding Guests.....18
- 11. Going Afield19



STEP 1. Creating your iSportsman Account

Previous Account Holders: If you created an iSportsman account previously at FHL or another installation do not create a new account. Use that account.

New Users: If you do not have an iSportsman account, then register for one by clicking here: [Register](#) or going to our website (<https://fthunter.isportsman.net>).

FORT HUNTER LIGGETT

HOME

MAPS

THINGS OF INTEREST

Your Fees At Work
Photo Gallery
Harvest Reports
Elk & Deer Drawing Info

OPEN AREAS

Forecast Maps
Open Areas Table

REGS AND POLICIES

ABOUT US

FHL Hunt And Fish Program
Fort Hunter Liggett

ACCESS AND PERMITS

Steps To Obtain A Permit
Permit Fees

FORMS

FAQ

MY ACCOUNT

Manage/Edit Account
Check My Validations

USER GUIDES

MY ACCOUNT

Login
Register

LOGIN/REGISTER

Need to login? New to iSportsman?
Click here to login or register.

STEPS TO OBTAIN A PERMIT

All recreationists need a permit
to access recreational areas.



STEP 2. Safety Briefs

Everyone must watch both safety briefs (UXO and H&F Orientation) that are found under the “My Safety Briefs” tab on your iSportsman account page. Answer the questions that follow each video. Once submitted, this hold is removed, and your permits will be available for purchase.

Fort Hunter Liggett

My Account ▾ Available Permits Lottery Harvest Tags **My Safety Briefs** Surveys

Surveys

Surveys & Safety Briefs

Public Surveys

- Take Quiz: **H&F Orientation Brief** ✓ (Taken and passed on Jan 3, 2024)
- Take Quiz: **UXO Brief Validation** ✓ (Taken and passed on Jan 3, 2024)



STEP 3. Vetting

- As of 8/7/2024, the requirement for annual vetting has been waived for Hunting and Fishing Program customers who will not enter the cantonment area.
- Anyone who has been denied access is still barred from hunting or fishing or otherwise entering Fort Hunter Liggett property.
- For more information on access to the cantonment area, please contact the Visitor Control Center (VCC): Website: <https://home.army.mil/liggett/about/visitor-information>, Phone: 831-386-3875, Email: usarmy.hunterliggett.id-readiness.mbx.des-vcc@army.mil



STEP 4. Firearms Registration (Only Required for Cantonment)

- As of 8/7/2024, the requirement for firearm registration has been waived for hunters who will not enter the cantonment area.
- To bring firearms onto the cantonment area, you must complete the FHL Personal Firearms Registration Form through the VCC.
 - The firearms registration is valid for 3 years from issuance.
 - Air guns must be registered.
 - Archery equipment does not need registered.
 - Firearms registration is not a hold on your account and does not prevent you from purchasing a FHL hunting permit.
 - Once your firearm is registered, the VCC will email you a copy of your FHL weapon permit.
 - Always keep your FHL weapon permit with you and the firearm while on the cantonment area.
 - If you have not received an email from the VCC after 30 days, check the status of your firearms registration by calling the VCC at (831) 386-3875.
 - **The FHL H&F program DOES NOT HANDLE firearms registrations.**
- Fill out the FHL Personal Firearms Registration Form completely, sign (or type your name in the signature box), and email the completed form with a copy of an acceptable photo ID to the VCC at:

usarmy.hunterliggett.id-readiness.mbx.des-vcc@army.mil

[Firearms Registration Form](#)



STEP 5. California Hunting/Fishing License

- Anyone who wishes to purchase a FHL hunting and/or fishing permit must obtain a valid CA hunting and/or fishing license for the same year (e.g., a 2024-25 CA hunting license for a 2024-25 FHL hunting permit).
- iSportsman will prompt you for your CA Hunting License document number (GO ID) upon checkout.





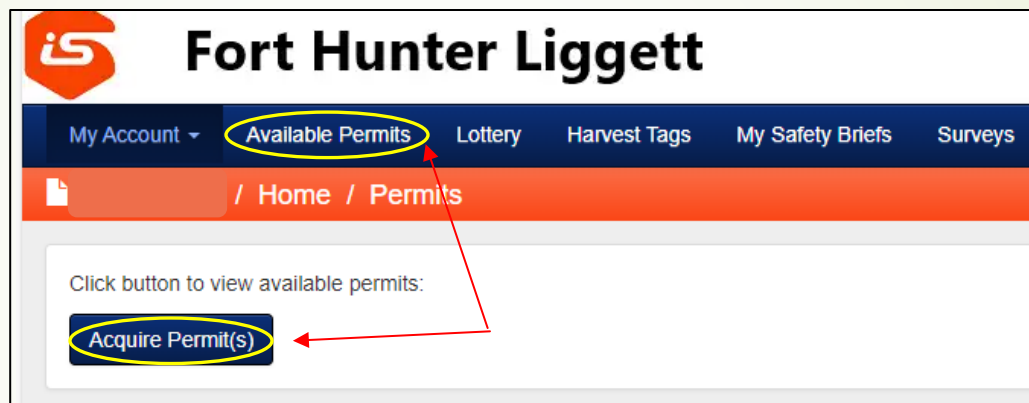
STEP 6. Discounted Annual Hunting Permit

- Disabled Veterans, Recovering Service Members, and Junior hunters are eligible for a discounted annual hunting permit.
- Recovering Service Members and Disabled Veterans must send a copy of their CA hunting license to the FHL H&F program at:
usarmy.hunterliggett.id-readiness.mbx.hunt-and-fish-program@army.mil
- Junior hunters do not need to send in a copy of their CA hunting license. If both safety briefs are complete and they are below the age of 16, they will be able to purchase a FHL junior hunting permit.



STEP 7. Purchasing your Permit

- Log into iSportsman and purchase the desired permit(s).
- **ALL SALES ARE FINAL.** Review your order carefully before purchase. The FHL H&F Program **DOES NOT** provide refunds.





STEP 7. Printing your Permit

Fort Hunter Liggett

Admin Fort Hunter Liggett Logout

My Account Available Permits Lottery Harvest Tags My Safety Briefs Surveys Help

Home / Permits

Click button to view available permits:
Acquire Permit(s)

Click button to use the web Checkin / Checkout:
Checkin / Checkout

Click button to view your Checkin / Checkout and harvest history:
History

My Permits

Permit #:	Name	Dates
	2024 Adult H&F Guest Permit	Mar 01 - Dec 31, 2024
	2024 Adult H&F Guest Permit - Free	Jun 25 - Dec 31, 2024
	2024-25 Annual Hunting Permit	Jul 01, 2024 - Jun 30, 2025

Print Permit



STEP 7. Printing your Permit



Fort Hunter Liggett

NAME Last, First NUMBER 123456
 ADDRESS P.O. Box 7091 Ft. Hunter Liggett, CA 93928
 PHONE (831) 386-2954 STATUS DoD Contractor -
 FROM March 01, 2024 TO June 30, 2025



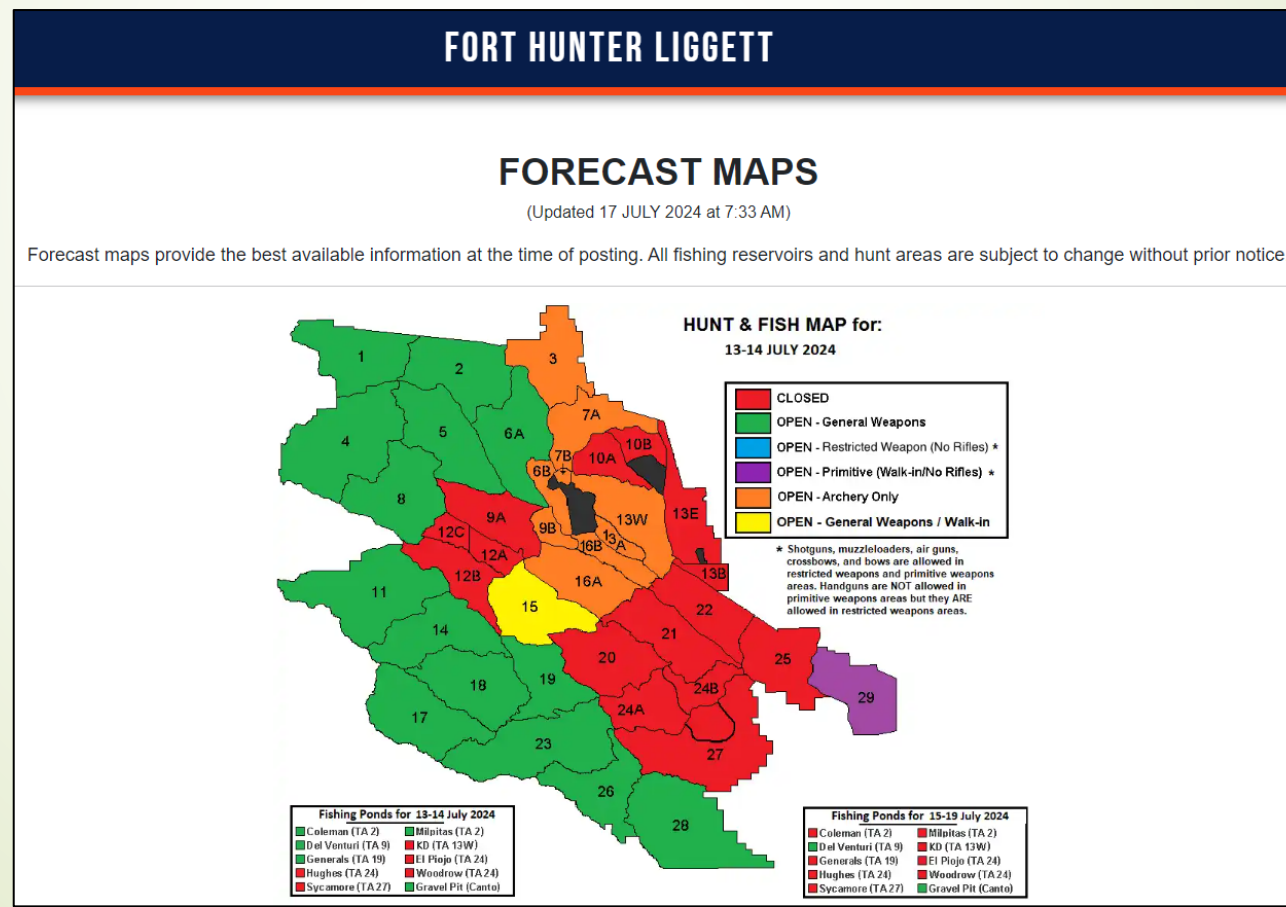
ACCOUNT VALIDATIONS	START DATE	END DATE
Orientation Brief Validation	Jan 03, 2024	30 Jun 2030
UXO Brief Validation	Jan 03, 2024	30 Jun 2030

PERMITS	START DATE	END DATE
2024 Adult H&F Guest Permit	Mar 01, 2024	31 Dec 2024
2024 Adult H&F Guest Permit		
2024 Adult H&F Guest Permit - Free	Jun 25, 2024	31 Dec 2024
2024 Adult H&F Guest Permit - Free		
2024-25 Annual Hunting Permit	Jul 01, 2024	30 Jun 2025
2024-25 FHL Annual Hunting Permit		
CA Hunting License Number: 1234567890		



STEP 8. What Areas are Open?

- Area availability can be found on the [Forecast Maps](#) tab.
- Fishing is available throughout the week.
- Hunting is available only on weekends and Federal holidays. Availability is dependent on training, natural resources, and force protection requirements.
- Please see Chapter 5 Section 5-1 on weekday hunting in the [FHL Hunting and Fishing Regulations](#).





STEP 8. What Areas are Open?

If you plan on changing your hunt area and want to see what slots are available, check out the [Open Areas Table](#). This will only show check-ins, not reservations.

FORT HUNTER LIGGETT

Thursday, July 18 PRINT

AREA STATUS FOR SATURDAY 07-20-24

Date: Saturday 07-20-24

Status: Open

Category:

Parent Area: Hunting Parent

Area:

Parent Area	Area	Status	Category	Occupancy
Hunting Parent	1	Open	Area	0 checked in (28 max)
Hunting Parent	11	Open	Area	0 checked in (45 max)
Hunting Parent	13B	Open	Area	0 checked in (4 max)
Hunting Parent	13E	Open	Area	0 checked in (17 max)
Hunting Parent	14	Open	Area	0 checked in (32 max)
Hunting Parent	16A	Open	Area	0 checked in (27 max)
Hunting Parent	17	Open	Area	0 checked in (34 max)
Hunting Parent	18	Open	Area	0 checked in (34 max)
Hunting Parent	19	Open	Area	0 checked in (23 max)



STEP 9. Making Reservations and Checking in/out

Click the Checkin/Checkout button to begin the Reservation/Check-In process.

The screenshot shows the Fort Hunter Liggett website interface. At the top left is the 'iS' logo and the text 'Fort Hunter Liggett'. On the top right, there are links for 'Admin', 'Fort Hunter Liggett', and 'Logout'. Below the header is a navigation menu with 'My Account', 'Available Permits', 'Lottery', 'Harvest Tags', 'My Safety Briefs', and 'Surveys'. A secondary navigation bar shows '/ Home / Permits'. The main content area has three sections:

- Section 1: 'Click button to view available permits:' with a button labeled 'Acquire Permit(s)'.
- Section 2: 'Click button to use the web Checkin / Checkout:' with a button labeled 'Checkin / Checkout' circled in yellow and a red arrow pointing to it.
- Section 3: 'Click button to view your Checkin / Checkout and harvest history:' with a button labeled 'History'.



STEP 9. Making Reservations and Checking in/out

- **Make Reservation:** Reservations can be made the day prior to a hunt (e.g., make a reservation on Friday for a hunt on Saturday) at 2:00 PM.
 - You can check-in to your reservation starting at 2:00 AM the next day. If you do not check-in by 8:00 AM, you will lose your spot. This will make it available to other hunters.
- **Check-In:** The check-in button is used for same day check-in (e.g., checking in on Saturday to hunt Saturday).

Welcome iSportsman Checkin / Checkout

same day check-in

Checkin

Make Reservation (not available at this time)

made prior to a hunt (still need to check-in the day of)

Reservation Schedule

Active until Apr 30, 2039

[Su Mo Tu We Th Fr Sa] [Apr 17, 2024 - Apr 30, 2039 @ 23:59]

14:00 - 23:59

All other times

My Accounts

Logout



STEP 9. Making Reservations and Checking in/out

Remember to check-in to your reservation between 2:00 AM and 8:00AM.

Welcome iSportsman Checkin / Checkout

in 12 hours @ 7/20/24 2:00 AM

Activity General Weapon Hunting

Specific Area 17

Reservation Checkin

Cancel Reservation

Checkin

My Accounts

Logout



STEP 9. Making Reservations and Checking in/out

- During check-out report all harvested fish and game.
- All game must be reported on iSportsman even if brought to the check station.

Logged in as: **Test Customer** May 8, 2018 8:40:52 AM EST

Bass	
Sunfish	

Quantity Form

General

Quantity

This field is required

Quantity of game harvested



STEP 10. Adding Guests

- Hunters will be prompted to add guests during the check-in/reservation process.
- The Adult H&F Guest Pass is required for all adult (18+) guests. Hunt and Fish Guests are defined as persons not hunting or fishing but accompanying a registered hunter or angler.
- For 18+ guests, you will need their name and FHL permit number.
- For minors, you will need their name and birthdate.

18

iSportsman Checkin / Checkout



Guests

Do you have any Guests?



STEP 11. Going Afield

- Check-in to an open area through iSportsman
- Weapon Permit from the VCC (if you plan on going into the cantonment area)
- CA hunting and/or fishing license
- FHL hunting and/or fishing permit
- Vehicle Windshield/Dashboard Pass
- Familiarize yourself with the FHL H&F Regulation 420-26 and CDFW regulations

 **USAG FORT HUNTER LIGGETT** 
H&F Vehicle Windshield/Dashboard Pass

FHL Hunter / Angler Permit # _____
 Name: _____
 License Plate: _____ Date: _____
 Hunt Area / Pond Checked Into: _____
 Hunt Area / Pond Transferred Into: _____
 Hunt Area / Pond Transferred Into: _____
 Party Member: _____ Permit # _____ or Guest
 Party Member: _____ Permit # _____ or Guest
 Party Member: _____ Permit # _____ or Guest
 Party Member: _____ Permit # _____ or Guest

Fold here and place upper portion on vehicle dashboard facing outward

- Place filled-out Vehicle Pass on the dashboard of vehicle while accessing FHL to H&F
- The Hunt Area number or Fishing Pond must match the Hunt Area or Pond checked into.
- The Fort Hunter Liggett (FHL) iSportsman web-portal must be used to check-in and -out of Hunt Areas and Fishing Ponds.
- To transfer to another Hunt Area or Fishing Pond, the new Hunt Area or Pond and time of the transfer must be entered on the "Hunt Area /Pond Transferred into" line.
- Hunters are authorized to use only approved weapons for the Hunt Area they check into. The hunter is responsible for being familiar with the approved weapon type for each Hunt Area used. Current weapon restriction information is available at the FHL iSportsman web-portal at: <https://hunter.sportsman.net>
- Report harvest during check-out.
- FHL Hunting and Fishing Program operates under and enforces the California Fish and Game Code.
- For emergencies, contact the FHL Directorate of Emergency Services at: (831) 386-2526.

Fort Hunter Liggett Regulation 420-26

Directorate of Public Works
 Environmental Division

**Hunting and Fishing
 Regulations**

Department of the Army
 US Army Garrison Fort Hunter Liggett
 Fort Hunter Liggett, California
 1 January 2022



Questions



Please contact the FHL Hunting and Fishing Program with any questions.

(831) 386-2954

usarmy.hunterliggett.id-readiness.mbx.hunt-and-fish-program@mail.mil